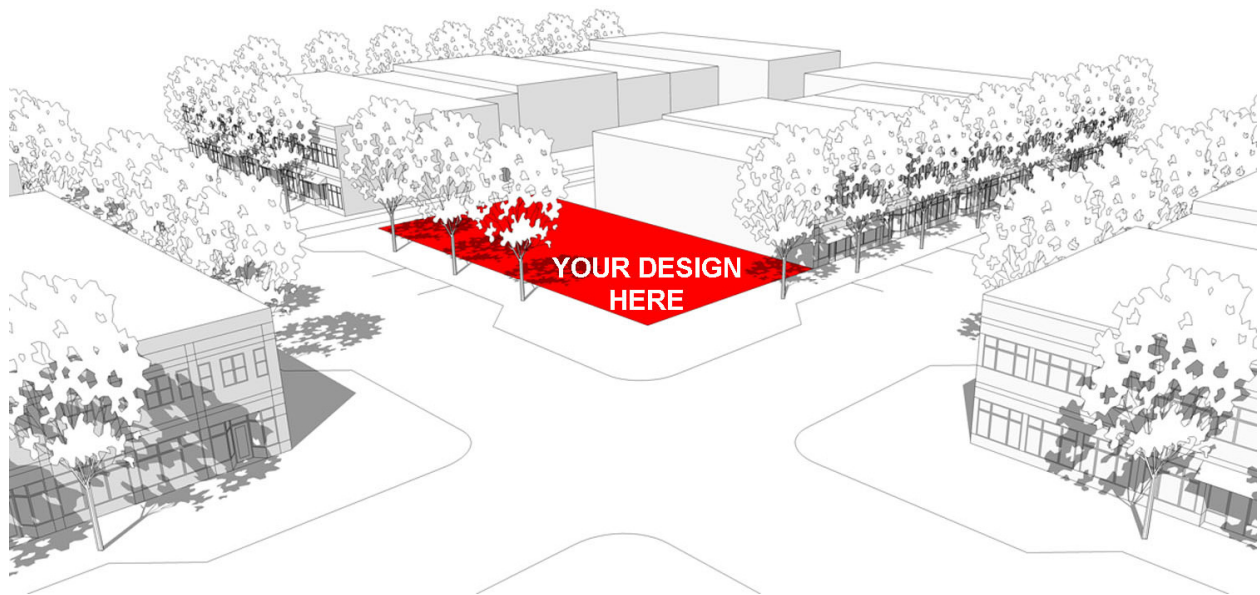


Program Description and Overview

Who: Students Grade 8 and Under
What: Architecture Competition
When: February 21, 2015
Where: Arapahoe Community College in Littleton
Cost: Free

**Overview**

Imagine your city a more enjoyable place to live and eat for people of all ages. The Denver Metro City Design Competition welcomes high school students to participate in the scholarship category. Younger students can compete with the high school students or participate in the fun category. The project this year is addressing a trend to eat more food grown locally by designing a farm-to-table restaurant. The design challenge is to integrate the growing of food on-site and make the restaurant inviting for families. People of all ages can sit down at a table to a delicious meal with freshly picked food. What type of food would your restaurant grow and serve?

What is farm-to-table?

Food is sourced directly from local farms or grown on the property, so people can eat the freshest food at their table. Long distances of transporting food and sitting in storage are eliminated. Most farm-to-table restaurants do not grow food on the property due to space constraints. Here is your opportunity to show innovative ways to grow and serve food in a downtown setting on a small site.

Eligibility

Any student grade 8 and under enrolled in school (or homeschooled) is eligible to participate. A scholarship category is available for students in high school. Students are required to pre-register (entry form at end of document). Teams of 2 students are allowed.

Awards

A full list of awards will be posted on the website prior to the competition day.
<http://www.humanlifeproject.com/DesignCompetition.htm>

Display and Awards Ceremony

The one day event is hosted by Arapahoe Community College in Littleton, Colorado on February 21, 2015. All project entries will be dropped off in the morning for judging and displayed for the public during the day, concluding with an awards ceremony. Schedule will be posted on the website prior to the event.
<http://www.humanlifeproject.com/DesignCompetition.htm>

Judging Criteria

Judges are looking for the best overall design solutions. This is an architecture design competition that also addresses urban design. Student entries will be judged based on the following criteria categories:

- Design and Creativity
- Presentation Quality of Drawings/Model
- Program Requirements

Details on the judges can be found on the HLP design competition website prior to the competition day.

Ownership of Competition Entries

HLP shall have the right to publicize, display, or reproduce any of the competition entries. Winning entries will be retained by HLP to promote the students work. Proper credit will be given to each student. After winning entries have been displayed, students will be contacted with the opportunity to pick up the entries. Students are to pick up all non-winning entries immediately following the awards ceremony. HLP is not responsible for entries not picked up, lost, or damaged.

Questions and Tips

Tips will be posted monthly from September to December.
<http://www.humanlifeproject.com/DesignCompetition.htm>

Resources and Examples

Farm-to-Table Restaurants in Denver Metro and Colorado
<http://www.thedimecolorado.com/2013/04/03/farm-to-table-restaurants-denver-boulder-and-beyond/>

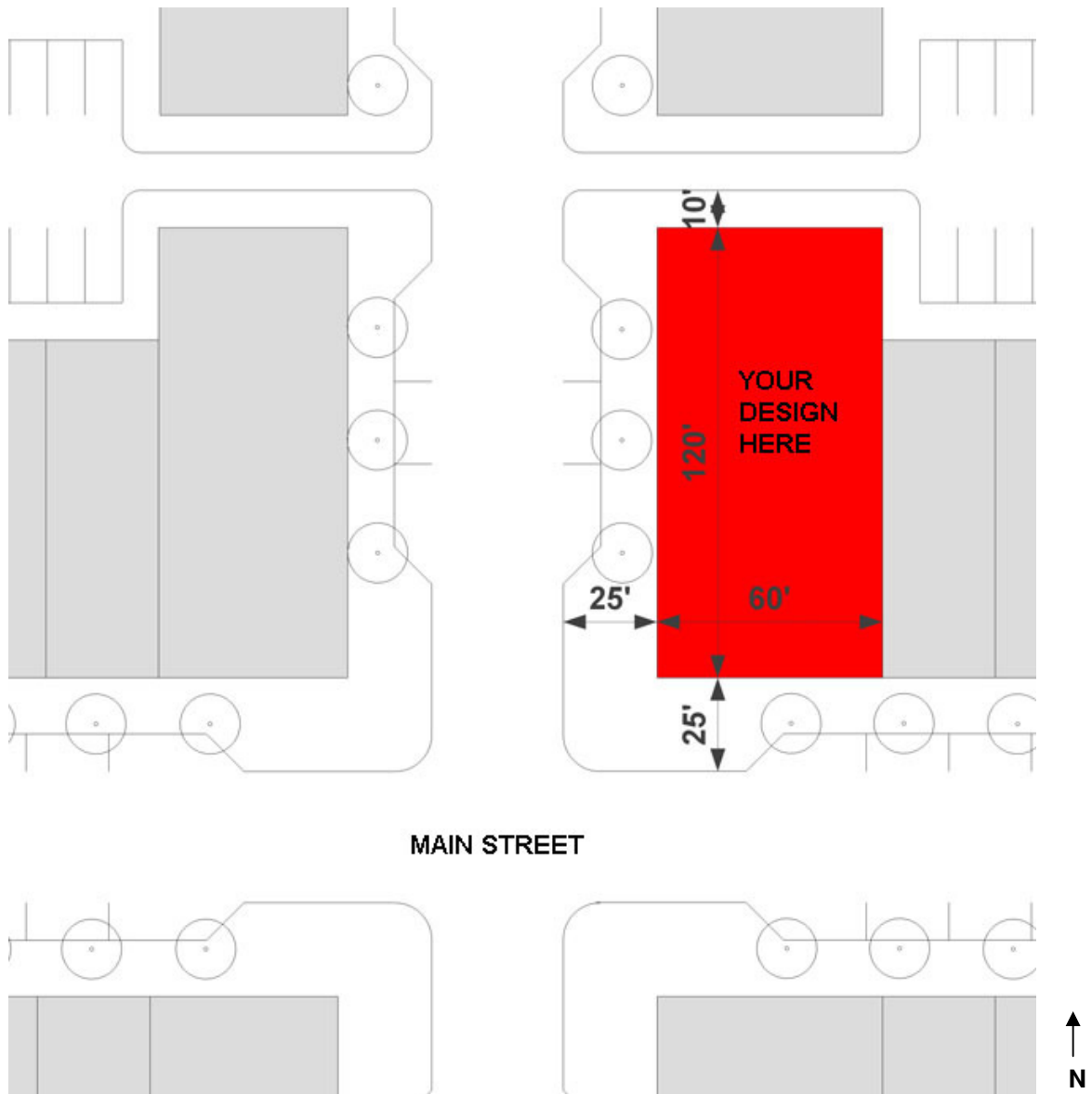
Farm-to-Table Restaurants in Boulder
<http://yourboulder.com/farm-to-table-boulder/>

Program Requirements

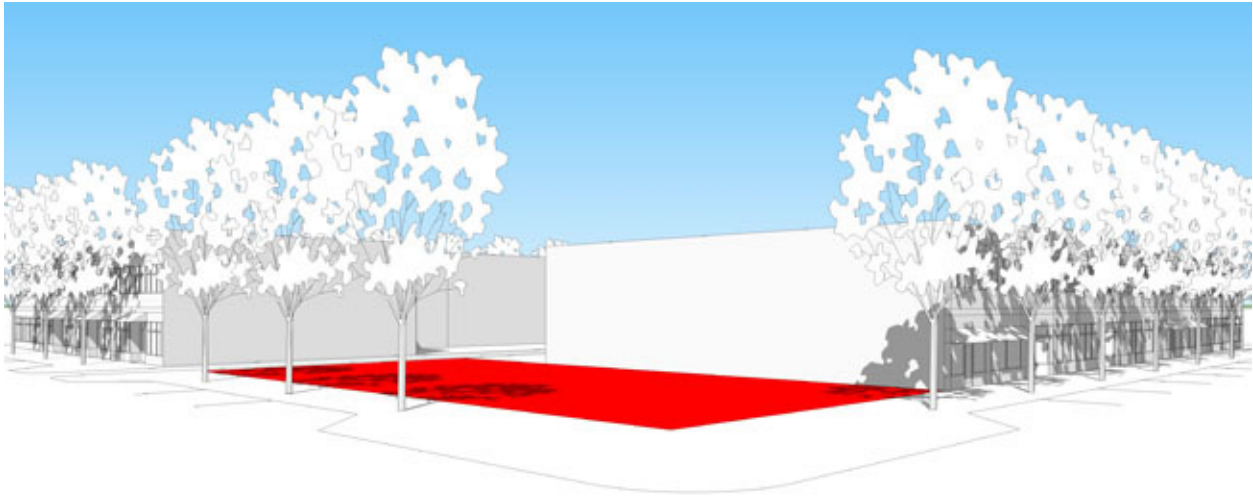
Description

The hypothetical site is located in a downtown urban setting. Think about ways to attract people of all ages walking on the sidewalk to eat at your restaurant. Placement of outdoor seating can make your restaurant more visually inviting. Surrounding buildings are two stories. Thus, a second floor in your design offers more square footage for the restaurant and growing food. Maximize the use of space on the small site including the roof and potentially include a basement. Adding a greenhouse on the roof is permitted. Integrate innovative ways to grow food throughout the restaurant design. Also, incorporate design features your family and other families would enjoy. The building can cover the full footprint area (60'x120') as shown on the plan graphic below. The site is located on a corner lot fronting Main Street with wide tree-lined sidewalks. Vehicle parking in this design competition is located on-street and off-site. Provide only for bicycle and stroller parking.

Plan Graphic of Site



Perspective View of Site



Program Checklist and Details

The site (60' x 120' = 7,200 S.F.) located in a Denver Metro downtown to include:

- 2 Story Restaurant with Seating for 200 People - Minimum 5,500 S.F. Total
- Grow Food On-site - Minimum 5,000 S.F. Total
- Family-Friendly Design Features
- Bicycle and Stroller Parking

Submission Requirements

1. Design Narrative

Description of project on one 8 1/2 x 11 size paper to include:

- Overview of design
- What type of food would your restaurant grow and serve?
- Family-friendly design features

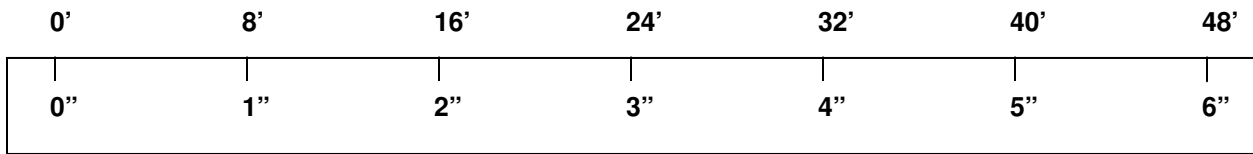
2. Model

Physical model or 3D computer generated renderings to include (**select one**):

- Physical Model: Maximum size 12" x 20"
Recommend Use Model Scale: 1/8" = 1'-0" (refer to model scale on next page)
- 3D Model: Images of model views on one 20" x 30" presentation board
Presentation board to be self-standing and oriented vertically (refer to diagram on next page).

Use to Help Build Physical Models to Scale

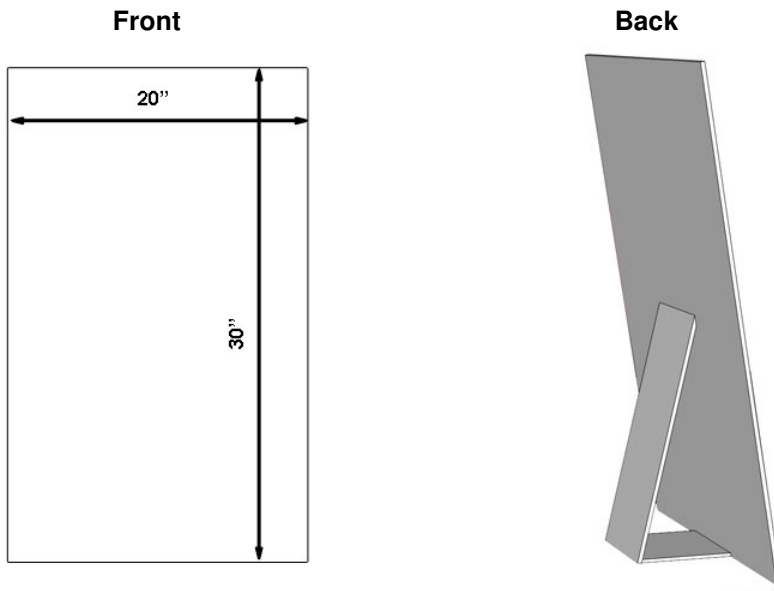
Model Scale: 1/8" = 1'-0"



Ruler



Presentation Board Diagram for 3D Computer Model Images

20" x 30" Size Board Oriented Vertical and Self Standing, Use 1/4" Thick Foam Core Board



Presentation Label

To the back of the physical model or presentation board with drawings, tape an unsealed envelope with the presentation label below. After judging is complete, presentation label will be shown on all entries.

	Denver Metro City Design Competition 2014-2015 Student Entry	
Student Name: _____		
Student School Name and City (indicate if homeschooled): _____		
Student Grade in School: _____		

**Denver Metro City Design Competition
2014-15 Entry Form**



Student

Student's Name _____

Student's School Name and City (indicate if homeschooled):

Student's Grade in School: _____

Competition Category (check one):

- Scholarship Category Anticipated Presentation Format (check one):
Drawings/3D Model (board only) _____ Drawings/Physical Model _____
- Fun Category Anticipated Presentation Format (check one):
Physical Model (model only) _____ 3D Model (board only): _____

Student Signature: _____

Instructor (if applies)

Instructor's Name: _____

Instructor's School Name and City:

Parent

Dear Parent:

In order to properly recognize your student for his/her effort, HLP would like permission to publicize his/her name, picture, and award status. By signing below, you release HLP to publish this information on the website, to local news organizations, and professional publications.

I grant HLP permission to publish my student's name, picture, and award status as a participant in this competition.

Parent Signature _____

Parent e-mail or phone (to contact for picking up winning entries) _____

Entry Form Due Date: February 6, 2015

e-mail: staff@humanlifeproject.com

mail: 1227 W. Weaver Circle, Littleton, CO 80120

Additional Information: www.humanlifeproject.com/DesignCompetition.htm