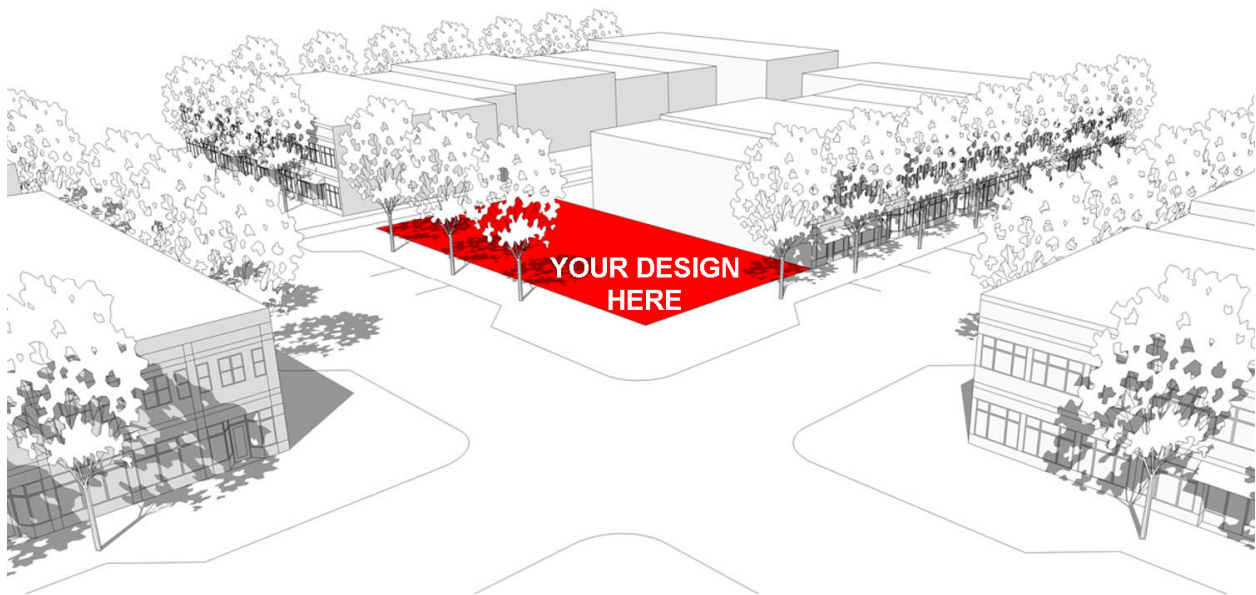


**Program Description and Overview**

**Who:** Students Grade 12 and Under  
**What:** Architecture Competition  
**When:** February 21, 2015  
**Where:** Arapahoe Community College in Littleton  
**Cost:** Free

**Overview**

Imagine your city a more enjoyable place to live and eat for people of all ages. The Denver Metro City Design Competition welcomes high school students to participate in the scholarship category. Younger students can compete with the high school students or participate in the fun category. The project this year is addressing a trend to eat more food grown locally by designing a farm-to-table restaurant. The design challenge is to integrate the growing of food on-site and make the restaurant inviting for families. People of all ages can sit down at a table to a delicious meal with freshly picked food. What type of food would your restaurant grow and serve?

**What is farm-to-table?**

Food is sourced directly from local farms or grown on the property, so people can eat the freshest food at their table. Long distances of transporting food and sitting in storage are eliminated. Most farm-to-table restaurants do not grow food on the property due to space constraints. Here is your opportunity to show innovative ways to grow and serve food in a downtown setting on a small site.

## **Eligibility**

Any student grade 12 and under enrolled in school (or homeschooled) is eligible to participate. A fun category with a simplified program is available for students in grade 8 and under. Students are required to pre-register (entry form at end of document). Teams of 2 students are allowed.

## **Awards**

A full list of awards will be posted on the website prior to the competition day.  
<http://www.humanlifeproject.com/DesignCompetition.htm>

## **Display and Awards Ceremony**

The one day event is hosted by Arapahoe Community College in Littleton, Colorado on February 21, 2015. All project entries will be dropped off in the morning for judging and displayed for the public during the day, concluding with an awards ceremony. Schedule will be posted on the website prior to the event.  
<http://www.humanlifeproject.com/DesignCompetition.htm>

## **Judging Criteria**

Judges are looking for the best overall design solutions. This is an architecture design competition that also addresses urban design. Student entries will be judged based on the following criteria categories:

- Design and Creativity
- Presentation Quality of Drawings/Model
- Program Requirements

Details on the judges can be found on the HLP design competition website prior to the competition day.

## **Ownership of Competition Entries**

HLP shall have the right to publicize, display, or reproduce any of the competition entries. Winning entries will be retained by HLP to promote the students work. Proper credit will be given to each student. After winning entries have been displayed, students will be contacted with the opportunity to pick up the entries. Students are to pick up all non-winning entries immediately following the awards ceremony. HLP is not responsible for entries not picked up, lost, or damaged.

## **Questions and Tips**

Tips will be posted monthly from September to December.  
<http://www.humanlifeproject.com/DesignCompetition.htm>

## **Resources and Examples**

Farm-to-Table Restaurants in Denver Metro and Colorado  
<http://www.thedimecolorado.com/2013/04/03/farm-to-table-restaurants-denver-boulder-and-beyond/>

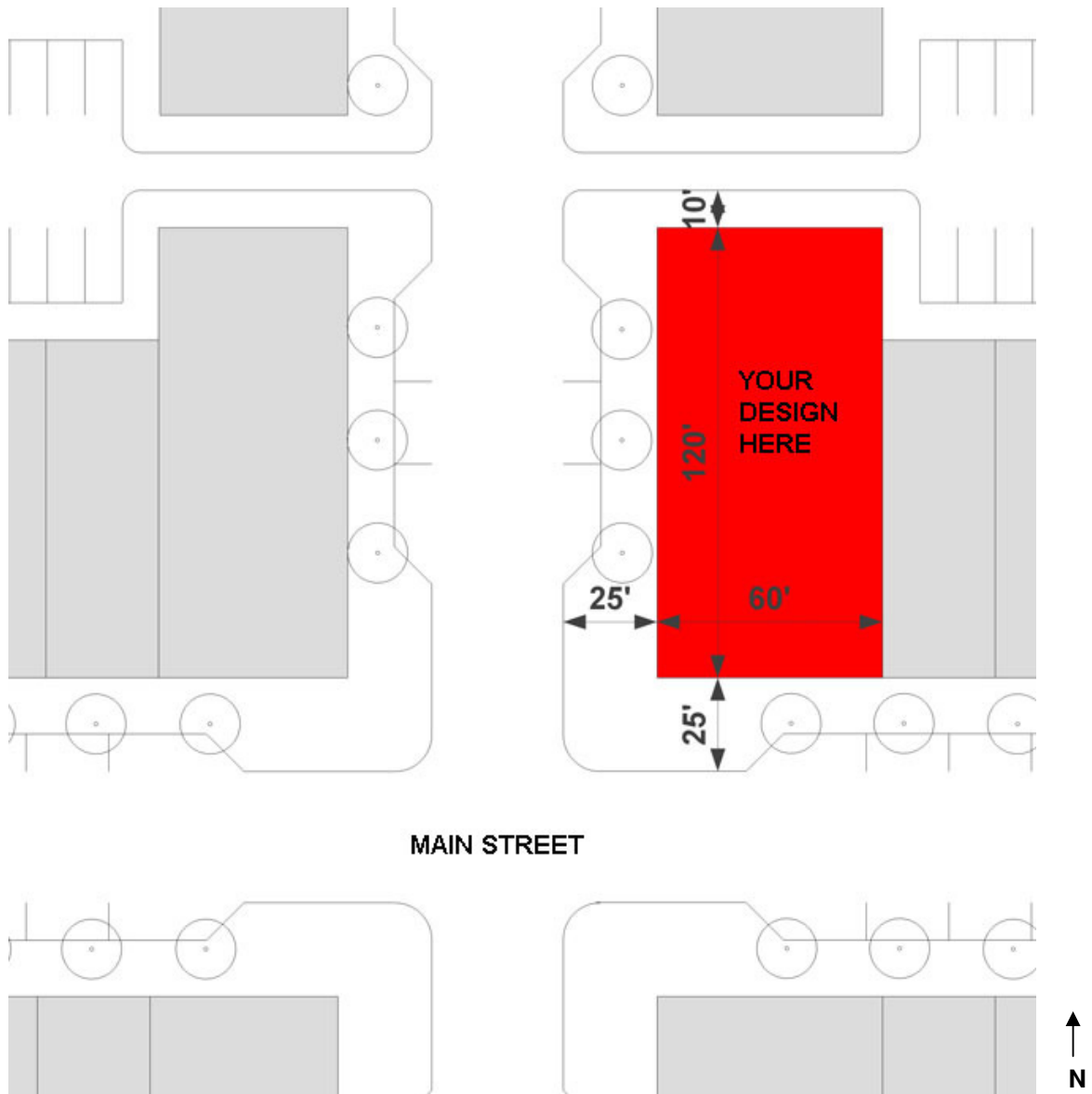
Farm-to-Table Restaurants in Boulder  
<http://yourboulder.com/farm-to-table-boulder/>

## Program Requirements

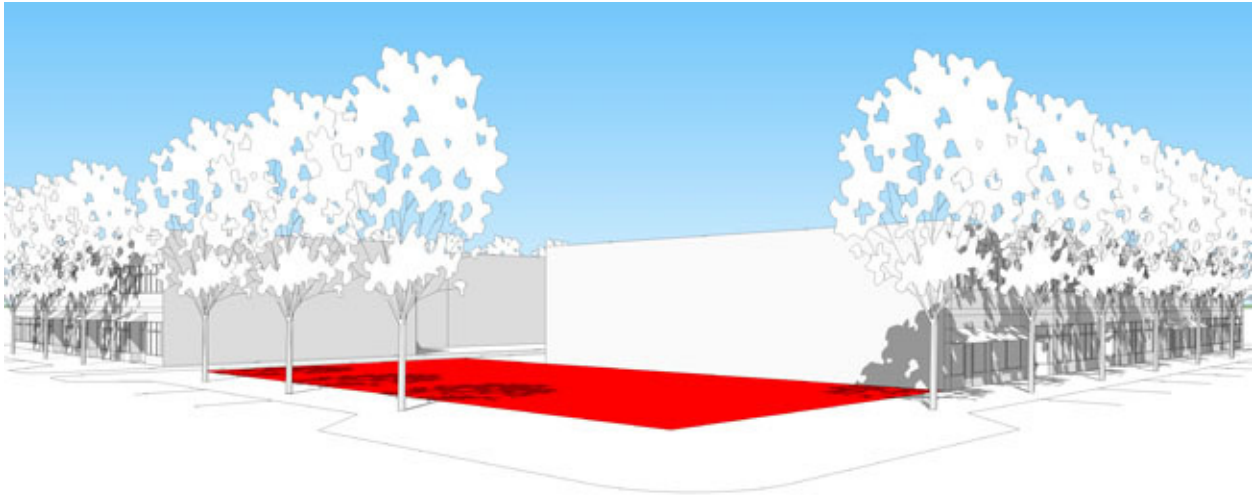
### Description

The hypothetical site is located in a downtown urban setting. Think about ways to attract people of all ages walking on the sidewalk to eat at your restaurant. Placement of outdoor seating can make your restaurant more visually inviting. Surrounding buildings are two stories. Thus, a second floor in your design offers more square footage for the restaurant and growing food. Maximize the use of space on the small site including the roof and potentially include a basement. Adding a greenhouse on the roof is permitted. Integrate innovative ways to grow food throughout the restaurant design. Also, incorporate design features your family and other families would enjoy. The building can cover the full footprint area (60'x120') as shown on the plan graphic below. The site is located on a corner lot fronting Main Street with wide tree-lined sidewalks. Vehicle parking in this design competition is located on-street and off-site. Provide only for bicycle and stroller parking.

### Plan Graphic of Site



## Perspective View of Site



## Program Checklist and Details

The site (60' x 120' = 7,200 S.F.) located in a Denver Metro downtown to include:

### **2 Story Restaurant with Seating for 200 People - Minimum 5,500 S.F. Total**

Recommended Square Footage by Room/Area

- Indoor and Outdoor Dining Area - Minimum 3,000 S.F. (Show furniture layout)  
Includes Entry/Waiting Area, Walk-up Counter/Hostess/Wait Stations, and Tables
- Kitchen - 2,000 S.F. (Do not need to show kitchen layout)  
Includes Cooking, Food Preparation, Storage, and Service/Delivery Entry
- 2 Restrooms - 300 S.F. total
- Office and Staff Break Room - Minimum 200 S.F.
- Stairs and Elevator - included in total S.F.

### **Grow Food On-site - Minimum 5,000 S.F. Total**

Recommended Considerations

- Use rooftop space and possibly add a basement
- Vertical growing of food
- Greenhouse
- Hydroponics and Aquaponics

### **Family-Friendly Design Features**

### **Bicycle and Stroller Parking**

## Submission Requirements

### Description

Only 1 board 20"x30" size oriented vertical and self standing for each student entry. Each student is to include a short design narrative on the board and label drawings to help judges understand your design. Completed entries are to be delivered the morning of the design competition. All drawings are to be mounted securely to the presentation board.

#### 1. Design Narrative Checklist

- Overview of design
- What type of food would your restaurant grow and serve?
- Family-friendly design features

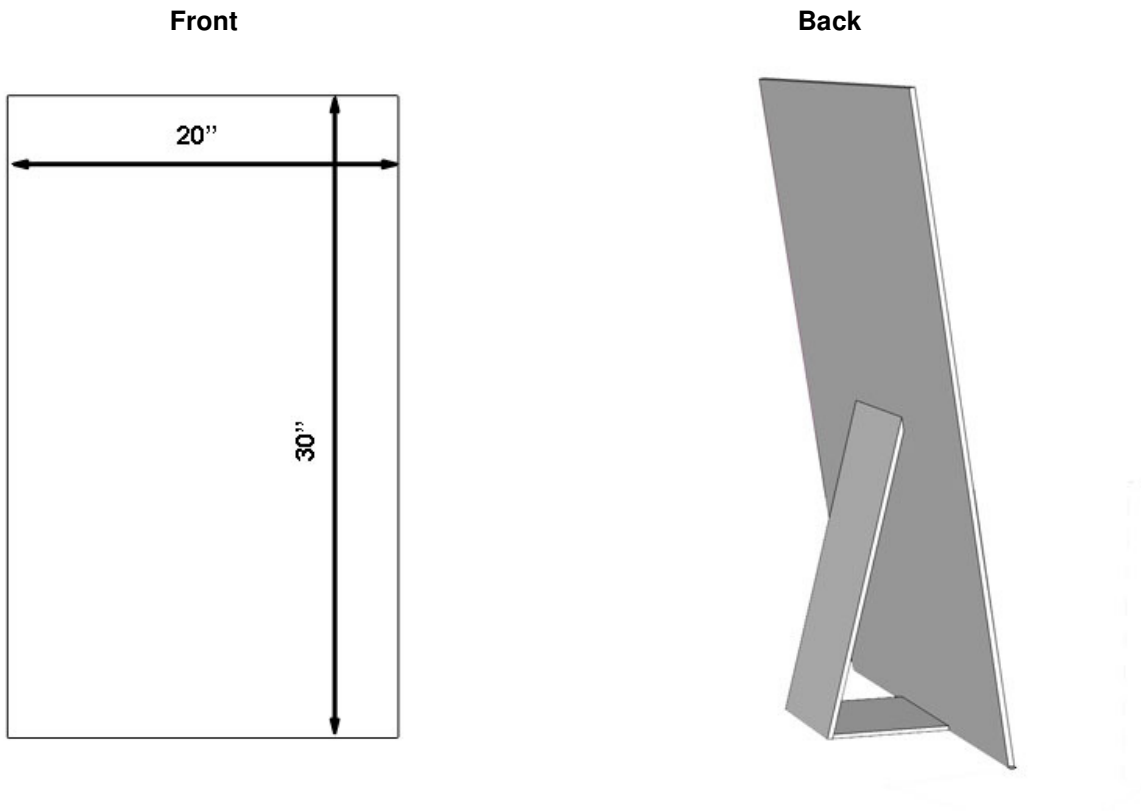
#### 2. Drawings + 3D Model or Physical Model Checklist

Drawings and 3D Model to include (1 presentation board limit, refer to diagram on next page):

- Site Plan:
  - Draw building, sidewalks, and streets adjacent building for the corner lot
  - Label major site elements and title of drawing
- Building Floor Plans:
  - Draw interior rooms, windows, and doors
  - Label major rooms with sizes, overall square footage for each floor, and title of drawing
  - Show furniture for indoor and outdoor dining area
  - Show areas allocated for growing food and label
- Model (Select One):
  - 3D computer generated renderings of at least two model views that best show design  
Optional: Computer animation, bring own laptop (limited access to electrical outlets)
  - Build a physical model 20" x 20" maximum size



**Presentation Board Diagram**

20" x 30" Size Board Oriented Vertical and Self Standing, Use 1/4" Thick Foam Core Board



**Presentation Label**

To the back of all submission material, presentation board and physical model (if submitted), tape an unsealed envelope with the presentation label below. After judging is complete, presentation label will be shown on all entries.

	<b>Denver Metro City Design Competition</b> 2014-2015 Student Entry	
<b>Student Name:</b> _____		
<b>Student School Name and City (indicate if homeschooled):</b> _____		
<b>Student Grade in School:</b> _____		

**Denver Metro City Design Competition  
2014-15 Entry Form**



---

**Student**

Student's Name \_\_\_\_\_

Student's School Name and City (indicate if homeschooled):  
\_\_\_\_\_

Student's Grade in School: \_\_\_\_\_

Competition Category (check one):

- Scholarship Category Anticipated Presentation Format (check one):  
Drawings/3D Model (board only) \_\_\_\_\_ Drawings/Physical Model \_\_\_\_\_
- Fun Category Anticipated Presentation Format (check one):  
Physical Model (model only) \_\_\_\_\_ 3D Model (board only): \_\_\_\_\_

Student Signature: \_\_\_\_\_

**Instructor (if applies)**

Instructor's Name: \_\_\_\_\_

Instructor's School Name and City:  
\_\_\_\_\_

**Parent**

Dear Parent:

In order to properly recognize your student for his/her effort, HLP would like permission to publicize his/her name, picture, and award status. By signing below, you release HLP to publish this information on the website, to local news organizations, and professional publications.

I grant HLP permission to publish my student's name, picture, and award status as a participant in this competition.

Parent Signature \_\_\_\_\_

Parent e-mail or phone (to contact for picking up winning entries) \_\_\_\_\_

---

**Entry Form Due Date: February 6, 2015**

e-mail: [staff@humanlifeproject.com](mailto:staff@humanlifeproject.com)

mail: 1227 W. Weaver Circle, Littleton, CO 80120

Additional Information: [www.humanlifeproject.com/DesignCompetition.htm](http://www.humanlifeproject.com/DesignCompetition.htm)